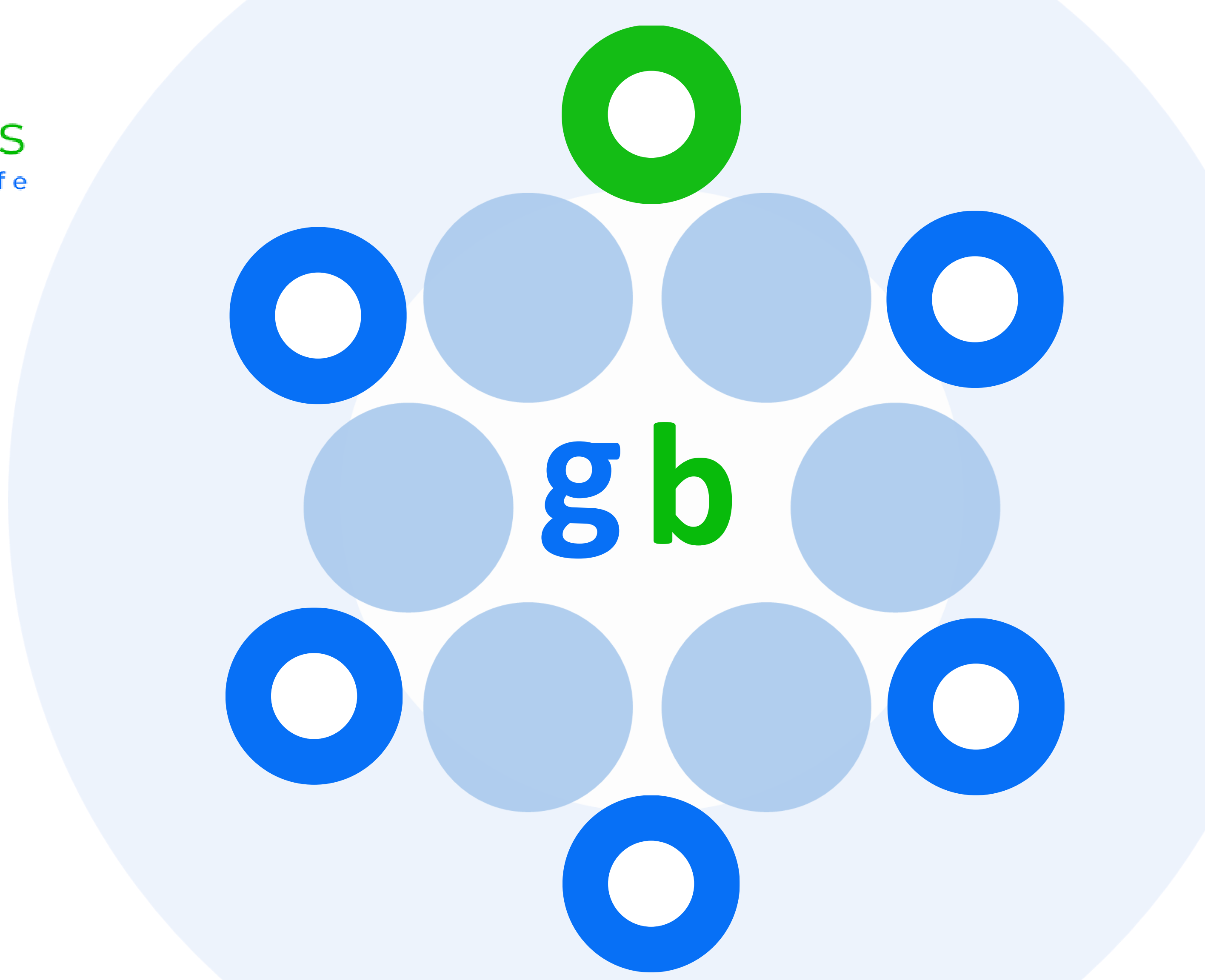




CORPORATE OVERVIEW

May 2026

LSE: **GENF** - OTCQB: **GENFF**



FORWARD LOOKING STATEMENTS

This presentation contains express or implied information and statements that might be deemed forward-looking information and statements in respect of Genflow Biosciences. They do not constitute historical facts.

Certain information and statements include financial projections that are based upon certain assumptions and assessments made by Genflow Biosciences' management in light of its experience and its perception of historical trends, current economic and industry conditions, expected future developments and other factors they believe to be appropriate. These forward-looking statements include statements typically using conditional and containing verbs such as "expect", "anticipate", "believe", "target", "plan", or "estimate", their declensions and conjugations and words of similar import. Although the Genflow Biosciences' management believes that the forward-looking statements and information are reasonable, the Genflow Biosciences' shareholders and other investors are cautioned that the completion of such expectations is by nature subject to various risks, known or not, and uncertainties which are difficult to predict and generally beyond the control of Genflow Biosciences. These risks could cause actual results and developments to differ materially from those expressed in or implied or projected by the forward-looking statements. These risks include those discussed or identified in the public filings made by Genflow Biosciences with the AMF. Such forward-looking statements are not guarantees of future performance.

This presentation includes only summary information and should be read with the Genflow Biosciences Universal Registration Document filed with the AMF on 15 April 2022 including the 2021 Financial results, all available on the Genflow Biosciences' website. Other than as required by applicable law, Genflow Biosciences issues this presentation at the date hereof and does not undertake any obligation to update or revise the forward-looking information or statements. This presentation does not constitute an offer to sell the shares or soliciting an offer to purchase any of the Shares to any person in any jurisdiction where such an offer or solicitation is not permitted. The Shares may not be offered or sold, directly or indirectly, may be distributed or sent to any person or into any jurisdiction, except in circumstances that will result in the compliance with all applicable laws and regulations.

Persons into whose possession this presentation may come are required to inform themselves about, and to observe all, such restrictions. The Company accept no responsibility for any violation by any person, whether or not it is a prospective purchaser of Shares, of any such restriction. The information contained in this presentation has not been independently verified and no commitment, representation or warranty, express or implied, is given by the Company or anyone of its directors, officers or respective affiliates or any other person and may not serve as the basis for the veracity, completeness, accuracy or completeness of the information contained in this document (or for any omission of any information in this presentation) or any other information relating to the Company or its affiliates.

The information contained in this document is provided only as of the date of this document and may be subject to update, supplement, revision, verification and modification. They can be modified significantly. The Company is not subject to an obligation to update the information contained in this document and any opinion expressed in this document is subject to change without notice. The Company, its advisers, its representatives cannot be held responsible in any manner whatsoever for any loss of any nature whatsoever resulting from the use of this document or its contents or otherwise related in any way to this document.

This document contains information relating to the Company's markets and the positioning of the Company in these markets. This information is derived from various sources and estimates of the Company. Investors cannot rely on this information to make their investment decision.

WHO WE ARE

Pioneering Novel Gene Therapies for a Longer Healthier Life

MISSION

We develop gene therapies that target aging at its source—slowing or halting the process in humans and dogs.

By tackling aging, the root driver of many diseases, we turn breakthroughs in longevity science into treatments for age-related diseases.

PROPRIETARY SIRT6c GENE

Centenarian SIRT6 (SIRT6c)

Proprietary variant found in long-lived humans that enhances DNA repair, metabolism regulation, and stress resistance.

PRECLINICAL RESULTS

Lead candidate GF-1002 delivers SIRT6c for advanced MASH. Strong preclinical efficacy in fibrosis reduction, inflammation, liver function and Carcinoma prevention.

EXPERIENCED TEAM

Seasoned management with 30+ years in public and private biotech (Nasdaq, OTCQB,OMX), plus a world-class Scientific Advisory Board across aging, MASH, and ophthalmology.

ROBUST PIPELINE

Multiple programs advancing over 24 months:

- MASH (GF-1002)
- Anti-aging Dogs (GF-1004)
- Glaucoma (GF-1006)
- Sarcopenia (GF-1005)
- Werner Syndrome (GF-1003)

SCIENTIFIC ADVISORY BOARD



**DR. VERA
GORBUNOVA, PHD**

CO Director

Rochester Aging
Research Center
Affiliated With
Weizmann Institute
Of Science



**DR. ERIC VERDIN
MD/PHD**

CEO & President

Buck Institute
Affiliated With
UCSF School Of Medicine



**DR. MATTHEW
HIRSCHEY, PHD**

Assistant Professor

Duke University
School of Medicine
Affiliated With
American Heart Association



**DR. MANLIO
VINCIGUERRA, PHD**

Principle Investigator

University of Liverpool
Affiliated With
UCL



**PROF. DR. SVEN
FRANCQUE, PHD**

NASH Expert

University of Antwerp



**DR. MARY
RINELLA, MD**

NASH Expert

University of
Chicago Medicine

Affiliated with




Affiliated with



Affiliated with



MANAGEMENT



GAD BERDUGO, MSc Eng., MBA Chairperson



- 35+ years of leadership across global biotech business & corporate development, venture management and U.S. capital markets with a proven record at structuring and closing partnerships and capital raises
- Former CEO, CFO and CBO at private and public biotech companies, with financial advisory and investment management experience from Lazard and Tegriss

DR ERIC LEIRE MD MBA Founder & CEO



- MD and MBA, Eric has been involved in biotech for over 30 years
- Research position at Harvard University. Held senior positions including CEO of publicly traded biotech companies (Nasdaq, OTC.QB, OMX.Nasdaq)
- Inventor of several patents and author of medical peer-reviewed publications



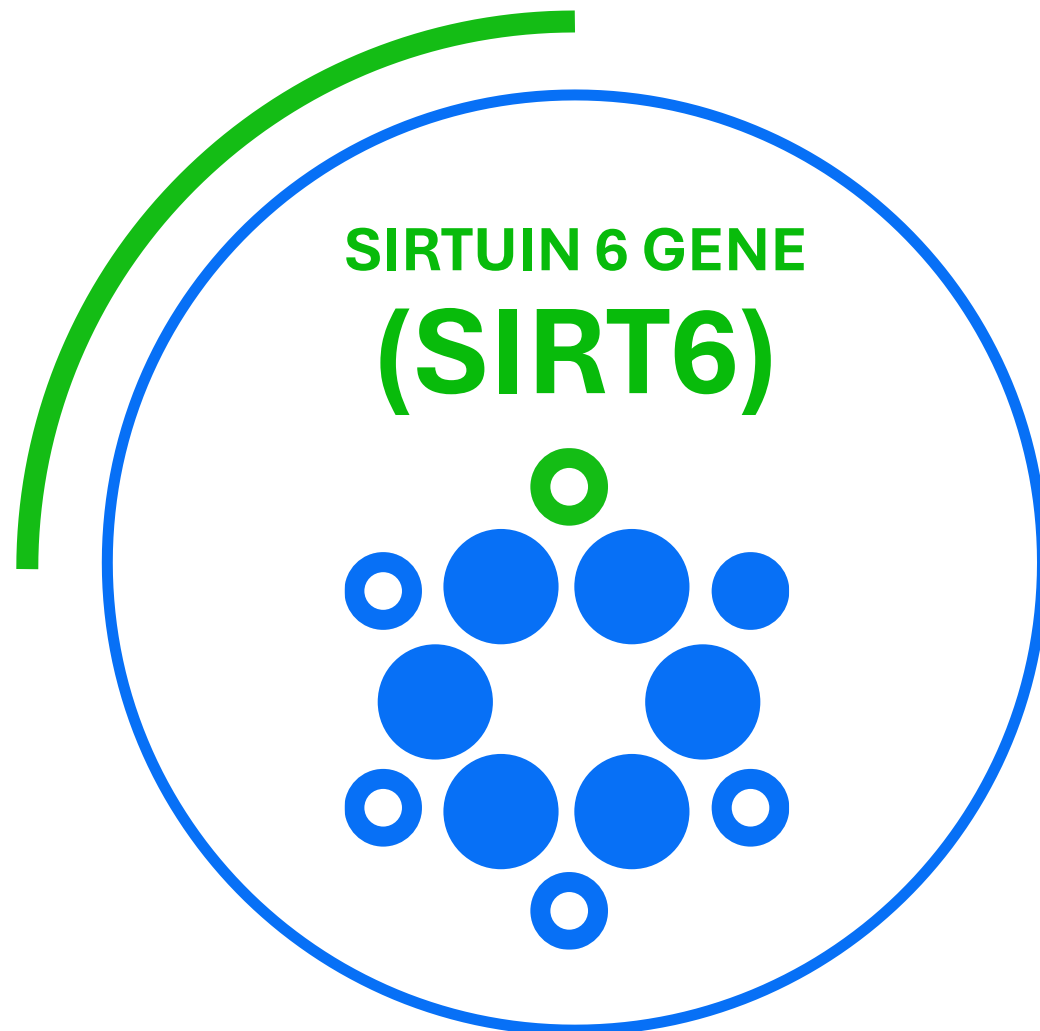
LSE: **GENF** - OTCQB: **GENFF**

GENE REGULATION IN AGING

Aging is a function of overworked epigenetic regulator genes unable to respond to cellular DNA damage

MANY GENES REGULATE AGING.
OUR FOCUS IS THE **CENTENARIAN SIRT6 (SIRT6c) GENE**

Aging is driven by interlinked Hallmarks, all rooted in DNA damage. Targeting one individual factor is unlikely to be effective



genflow biosciences

LSE: **GENF** - OTCQB: **GENFF**

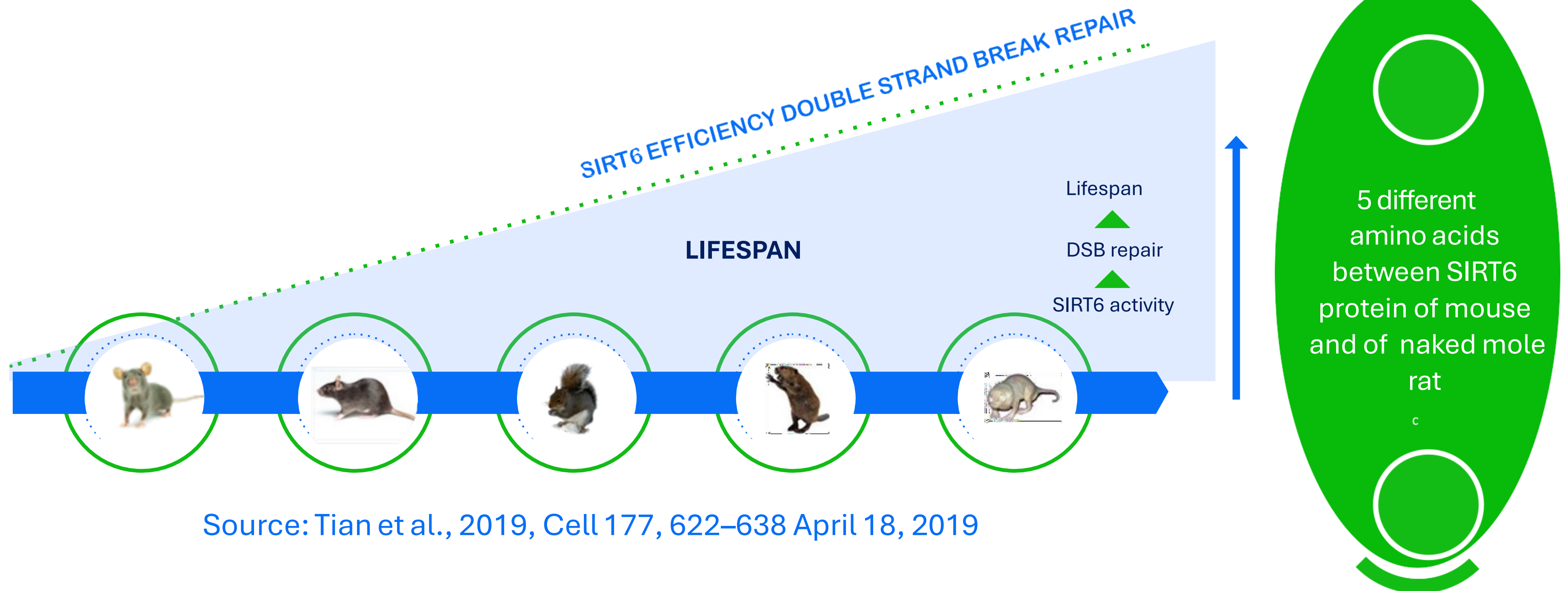


WHY Centenarian SIRT6 (SIRT6c)?

Master regulator of DNA repair, metabolism, inflammation, aging

Centenarian SIRT6 variant (SIRT6c) with enhanced activity

Broad relevance across liver, retina, muscle and systemic aging



Source: Tian et al., 2019, Cell 177, 622–638 April 18, 2019

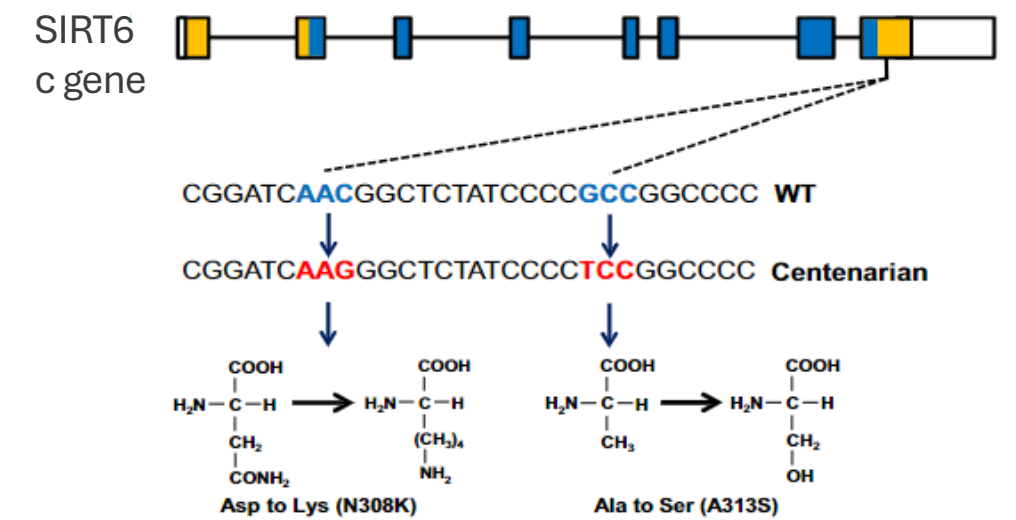
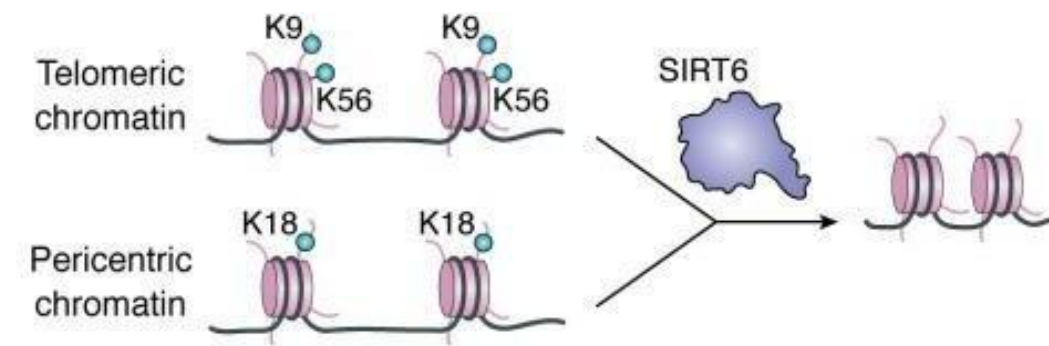
SIRT6c EDGE:CENTENARIAN GENETICS VALIDATED BENEFIT

Sirtuins are a family of highly conserved signaling proteins involved in metabolic regulation and implicated in influencing cellular processes incl. aging

Sirtuin 6 is a stress responsive NAD⁺- dependent histone deacetylase (HDAC) promoting increased longevity

A new allelic variant of human SIRT6 (SIRT6c) with two point mutations (N308K/A313S) was recently associated with the longevity in Ashkenazi Jews

SIRT6c confers various benefits, such as increased DNA repair capacity, enhanced metabolic regulation, and improved stress resistance



SIRT6c vs SIRT6wt properties

Enzymatic activity: SIRT6c displays stronger mono-ADP-ribosyl transferase.

Genomic stability/ DNA repair: Improved genome maintenance and DNA repair (Simon et al. EMBO, 2022).

Anti-fibrotic effects:

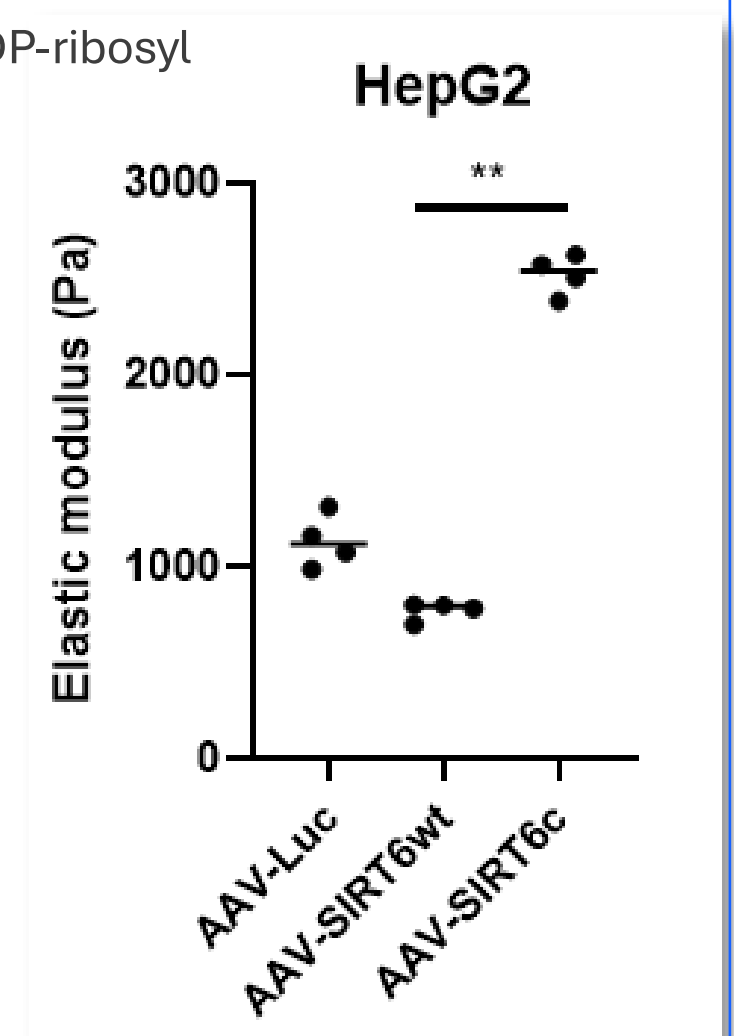
- Down-regulation of profibrotic genes expression
- Reduced Col1A1 deposition in fibrotic conditions
- Reduced hepatocytes cell stiffness

Anti-inflammatory effects: Down-regulation of IL-1b and IL-6 protein

HCC:

- Modulation of ECM-related genes expression
- Increased cell stiffness in hepatoma cells, associated to reduced invasives

Transcriptomic analysis: Differential modulation of b-catenin/TP63 and glucocorticoids pathways



Article

THE EMBO JOURNAL

A rare human centenarian variant of SIRT6 enhances genome stability and interaction with Lamin A

Matthew Simon^{1,†}, Jiping Yang^{2,†}, Jonathan Gigas¹, Eric J Earley³, Eric Hillpot¹, Lei Zhang⁴, Maria Zagorulya¹, Greg Tomblin¹, Michael Gilbert⁵, Samantha L Yuen⁴, Alexis Pope², Michael Van Meter¹, Stephan Emmrich¹, Denis Firsanov¹, Advait Athreya¹, Seyed Ali Biashad¹, Jeehae Han⁶, Seungjin Ryu⁶, Archana Tare⁶, Yizhou Zhu⁶, Adam Hudgins⁶, Gil Atzmon^{6,7}, Nir Barzilai⁶, Aaron Wolfe⁸, Kelsey Moody⁸, Benjamin A Garcia⁵, David D Thomas⁴, Paul D Robbins⁴, Jan Vijg⁶, Andrei Seluanov^{1,*}, Yousin Suh^{2,**} & Vera Gorbunova^{1,***}

DEVELOPMENT PIPELINE

SIRT6c Gene Therapies Platform • Priority Programs



PROGRAM	PRE-CLINICAL	IND-ENABLING	PHASE I/II	PHASE II/III
Anti-Aging Dogs GF-1004 AAV / Naked DNA • SIRT6c <i>Veterinary Partner</i>				
MASH GF-1002 LNP-mRNA SIRT6c (liver) <i>IND-Enabling Phase</i>				
Glaucoma GF-1006 LNP-mRNA • SIRT6c (retina) <i>Ophthalmology CRO Partner</i>				

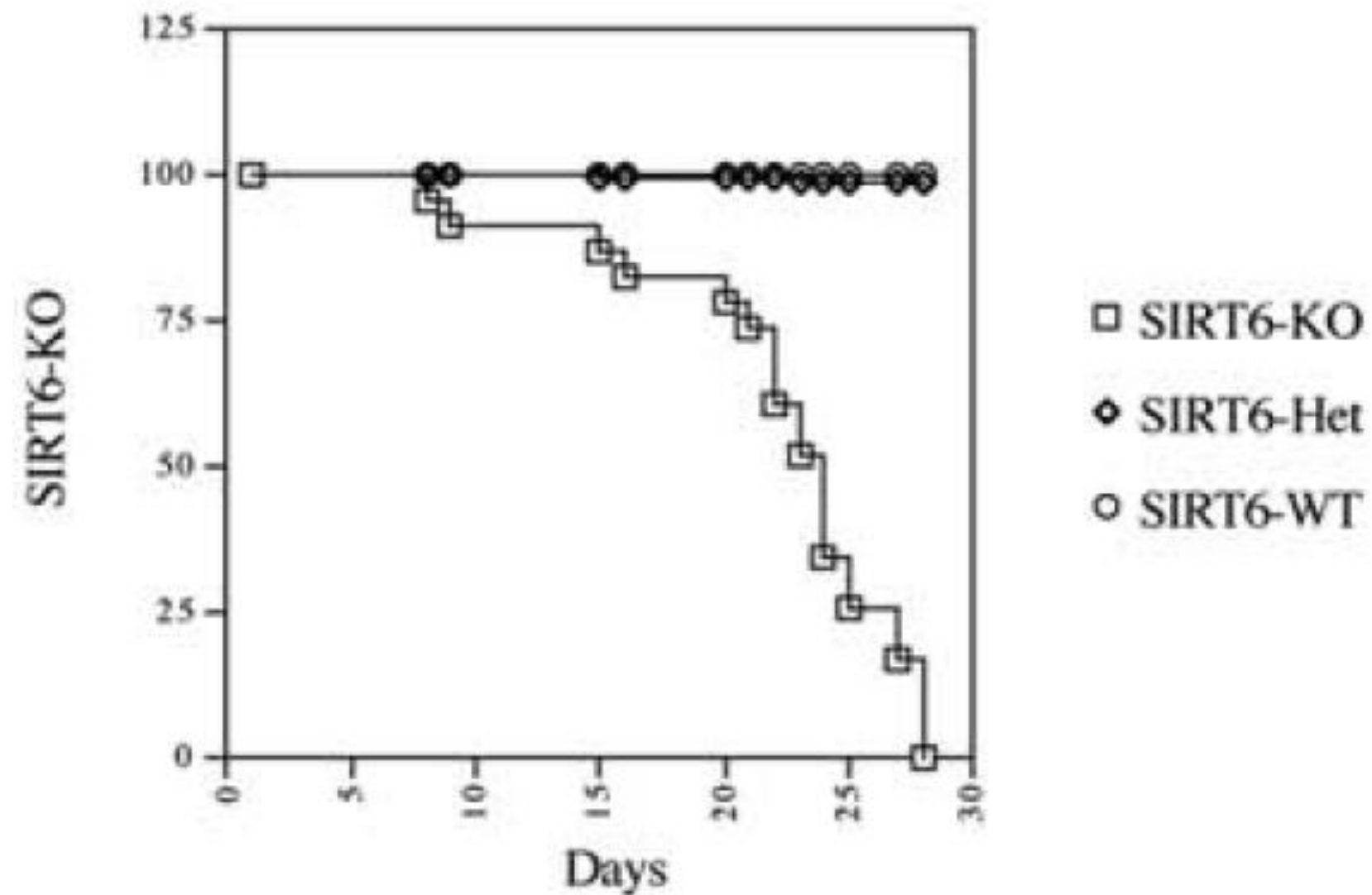
GF-1004: Clinical POC readout Q1 2026 — aged dog trial, n=24 beagles, GLP-certified CRO (Syngene) • GF-1002: IND-enabling ongoing; 18 months to first-in-human; 36-patient Phase I/II planned • GF-1006: Pre-clinical rodent POC Q2 2026 with Ophthalmology CRO partner

LSE: **GENF** - OTCQB: **GENFF**

RATIONALE FOR SIRT6 USE TO EXTEND LIFESPAN

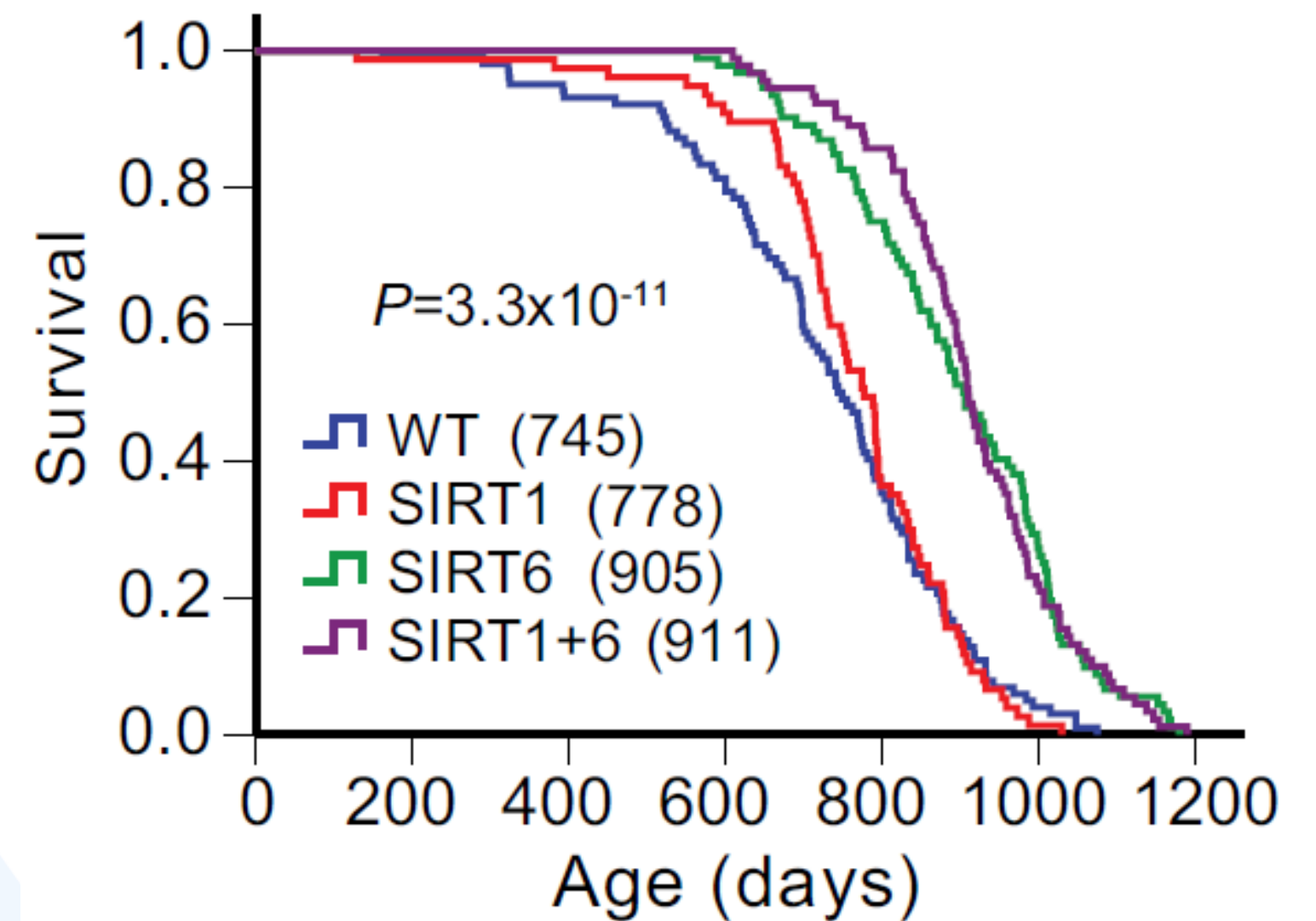
SIRT6 transgenic mice

SIRT6 knockout(KO)



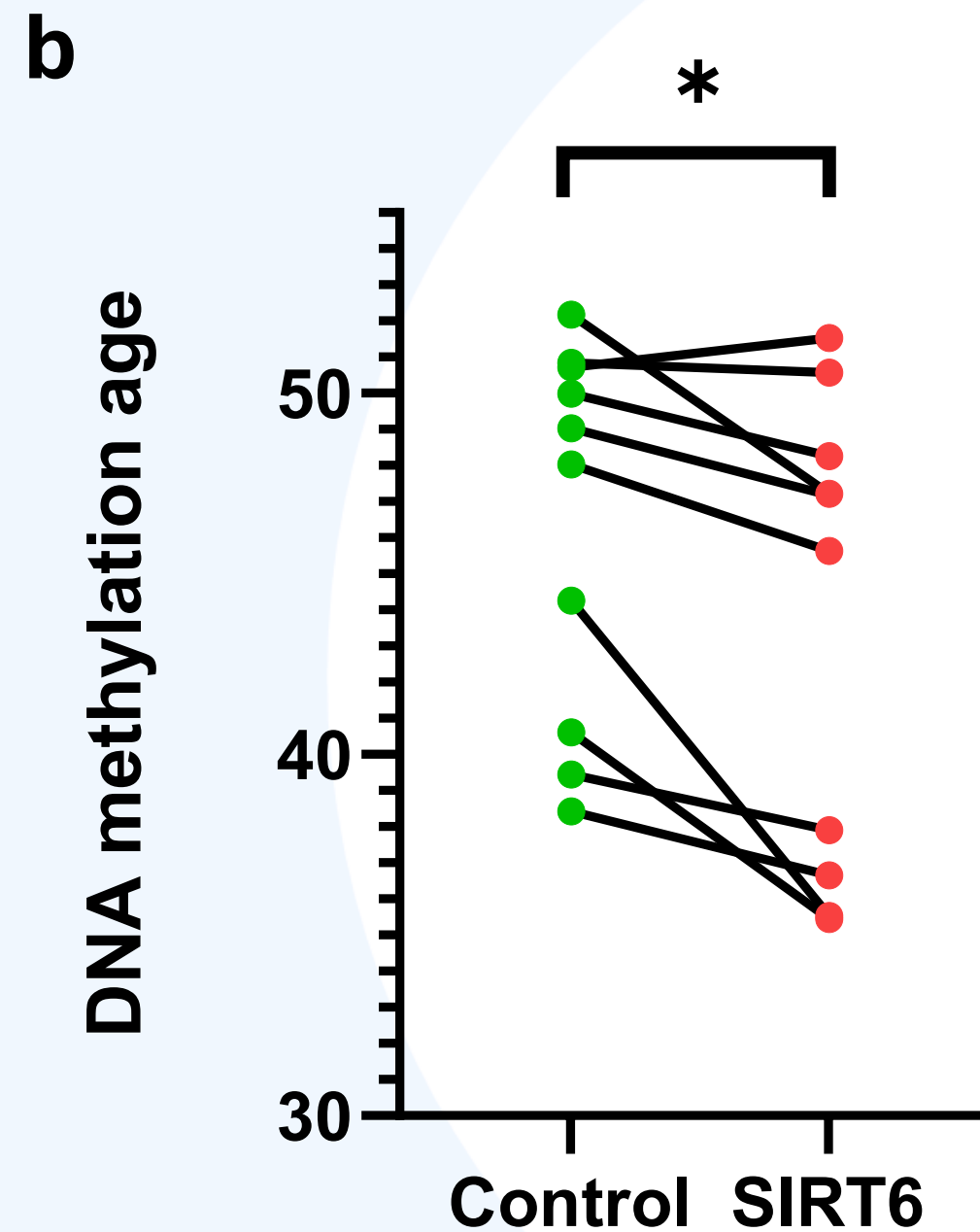
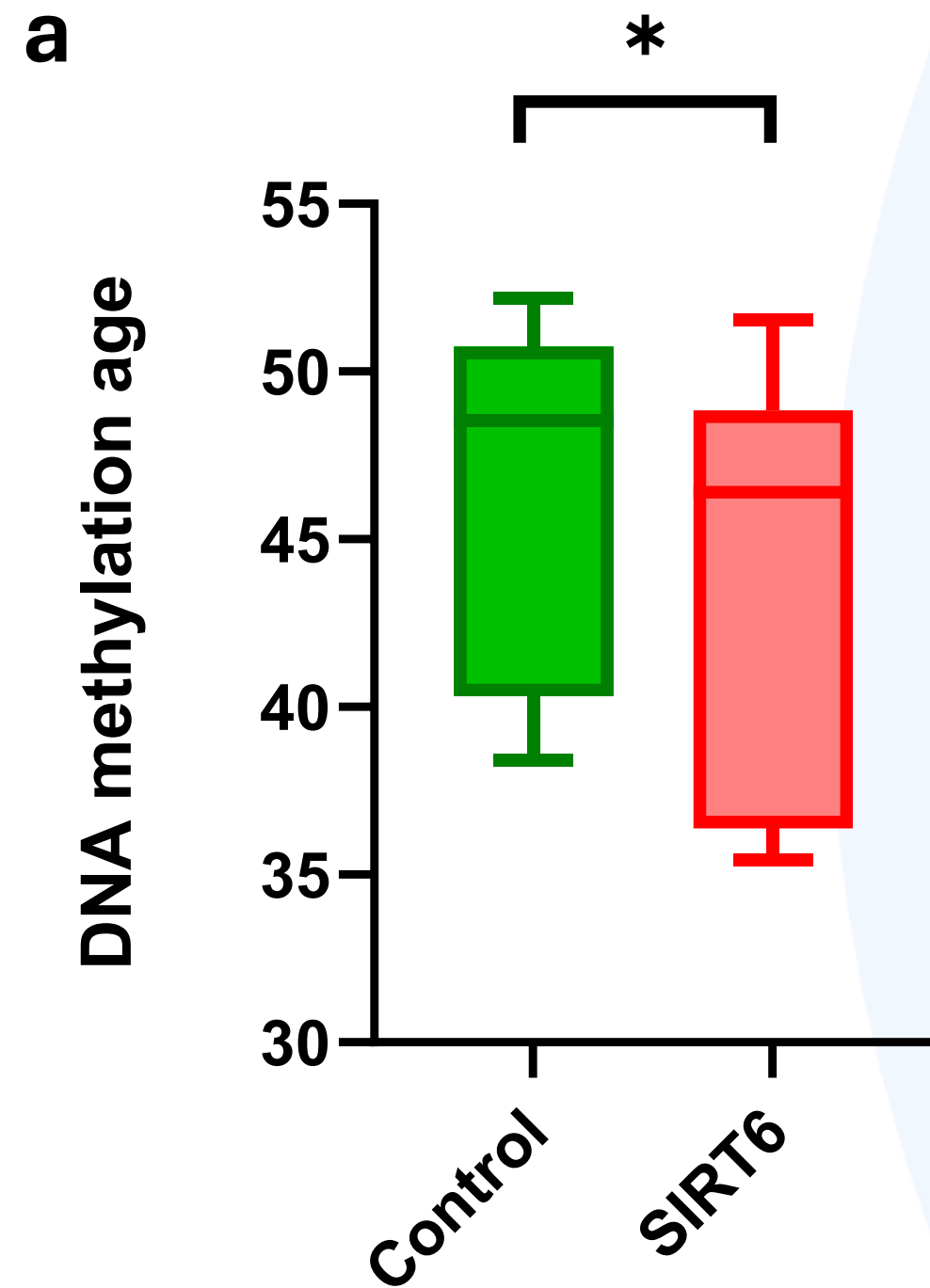
SIRT6 Overexpression(OE)

Sexes pooled



RATIONALE FOR SIRT6 USE IN AGED DOGS

SIRT6 OE in aged cells reverses epigenetic age (DNA mAge)

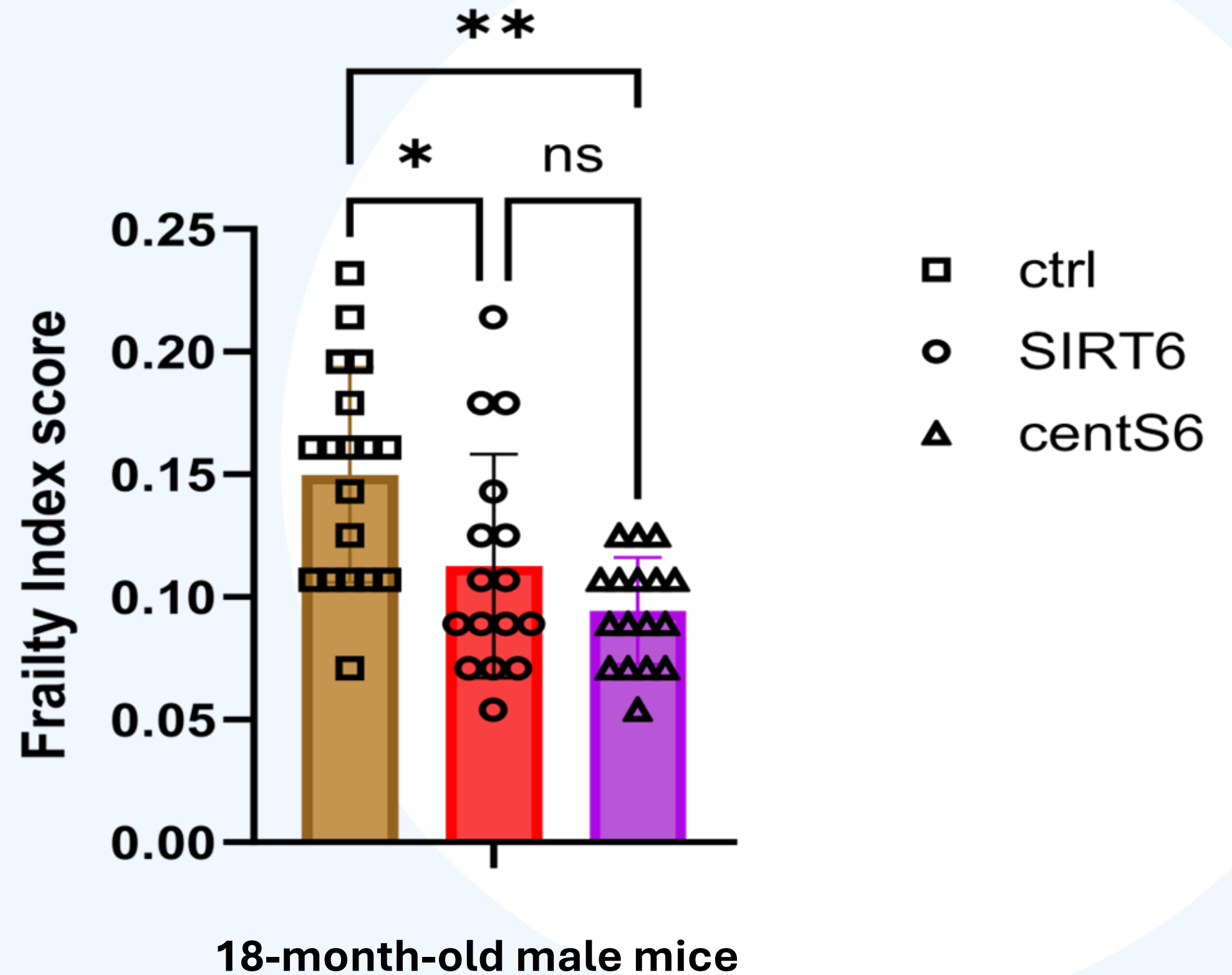


RATIONALE FOR SIRT6c USE IN SARCOPENIA

Genflow SIRT6c study conducted with Rochester University, NY

Frailty Test in Mice

SIRT6c demonstrates statistically significant improvement



AGED DOGS COMPARATIVE TRIAL (SLAB)

Proof-of-Concept: in-vivo randomized blinded naked DNA gene therapy in aged beagles

TRIAL DESIGN

CRO	Syngene (GLP-certified facility)
Animals	25 aged Beagles; age > 10 years
Treatment	180-day treatment + 90-day follow-up
Blinded readout	First interim clinical readout January 2026: promising preliminary clinical results

KEY ENDPOINTS (Q2 2026)

Epigenetic age	Dog-specific methylation clock (Horvath)
Sarcopenia	Muscle biopsies + functional frailty testing
Biomarkers	Markers of aging, inflammation, metabolism
Safety	Excellent profile confirmed in all treated animals

TREATMENT GROUPS (n=6 per group)

- **Group 1** Untreated control
- **Group 2** IV bolus — AAV8 SIRT6c gene therapy
- **Group 3** IV infusion — Naked DNA SIRT6c (low dose)
- **Group 4** IV infusion — Naked DNA SIRT6c (high dose)



NAKED DNA DELIVERY FOR DOGS


Naked DNA in vivo delivery in small mammals like dogs holds several advantages:

Safety and Simplicity: Naked DNA lacks viral components, reducing the risk of immune responses and integration-related mutagenesis, making it safer than viral vectors.

Cost-Effectiveness: Unlike complex viral vector production, plasmid DNA is relatively easy and inexpensive to produce.

Transient Expression: Naked DNA delivers SIRT6c without permanent integration.

Intravenous (IV) Administration: IV injection enables the SIRT6c DNA to circulate widely, reaching multiple tissues.



LSE: **GENF** - OTCQB: **GENFF**



GLAUCOMA RGC NEUROPROTECTION: THE RACE IS ON

Significant market opportunity

80M people worldwide with glaucoma

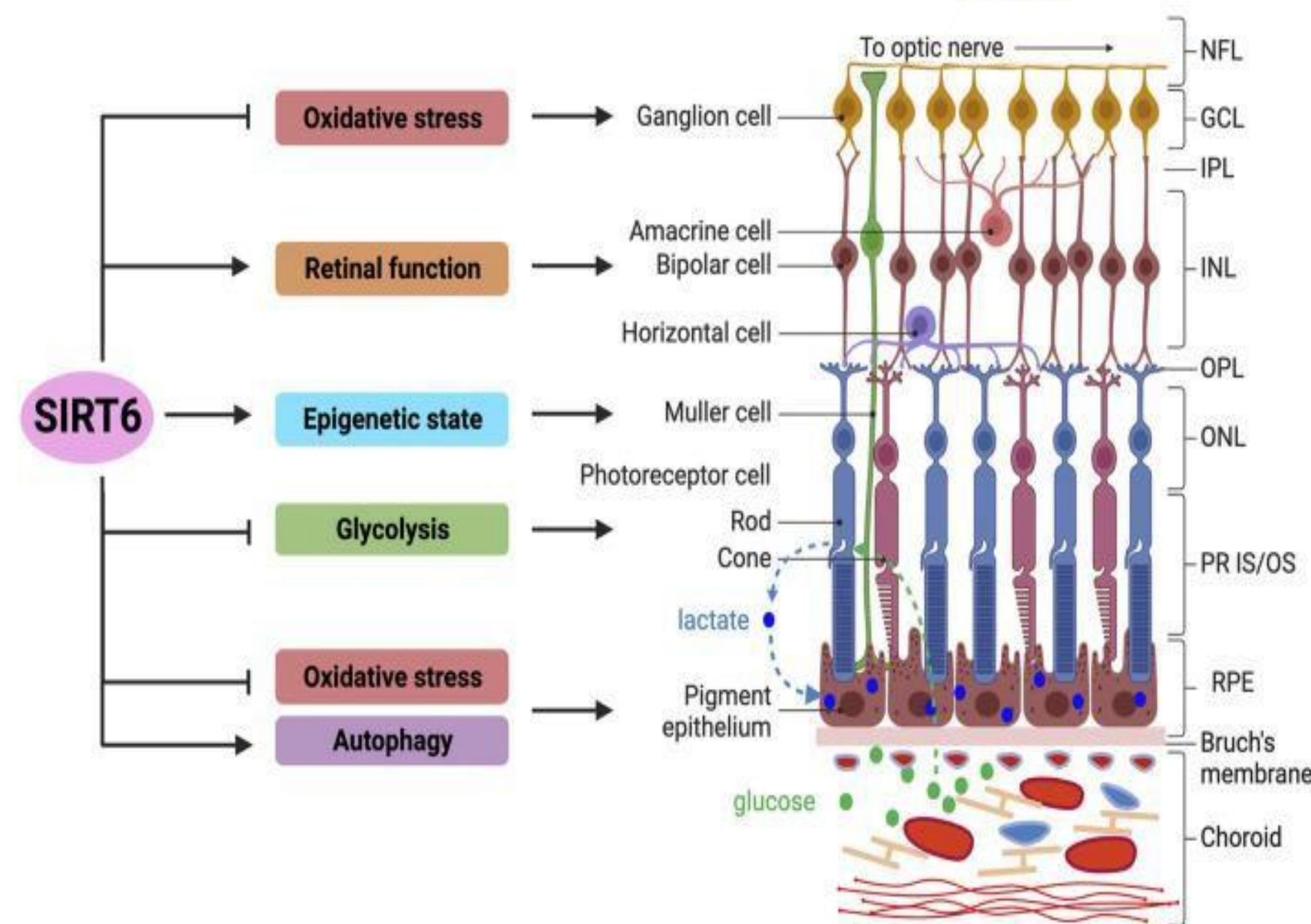
Leading cause of irreversible blindness

The Problem: unmet need for neuroprotection

Current treatments: only lower intra-ocular pressure (IOP), don't protect retinal ganglion cells (RGCs)

RGC death is irreversible

NO APPROVED OR CLINICAL-STAGE mRNA THERAPIES FOR GLAUCOMA / RETINA PRESERVATION



Cheng J, Keuthan CJ, Esumi N. The many faces of SIRT6 in the retina and retinal pigment epithelium. *Front Cell Dev Biol.* 2023 Nov 1;11:1244765. doi: 10.3389/fcell.2023.1244765. PMID: 38016059; PMCID: PMC10646311.

PARTNERING WITH LNP PROVIDERS

Paradigm shift to retinal protection

- Pre-clinical evidence links SIRT6 activity with RGC protection in glaucoma / optic neuropathy models
- Demonstrating RGC rescue and preserved function would be a strong disease-modifying signal

Intravitreal (IVT) delivery is now tractable

- Ophthalmology LNPs are removing a major historical barrier for in vivo mRNA therapeutics to reach retina/RGCs

Clear decision point

A single well-designed rodent POC conducted with IRIS Pharma that shows

- focal RGC expression of SIRT6 cent
- preserved RGC counts and
- preserved RGC function with acceptable ocular safety, gives a clean go/no-go for IND enabling work.

ADVANCED MASH PROGRAM

Affects est. 35 million people globally

Increasing prevalence

Significant unmet medical need for Advanced MASH

Leading cause of chronic liver disease and liver transplant

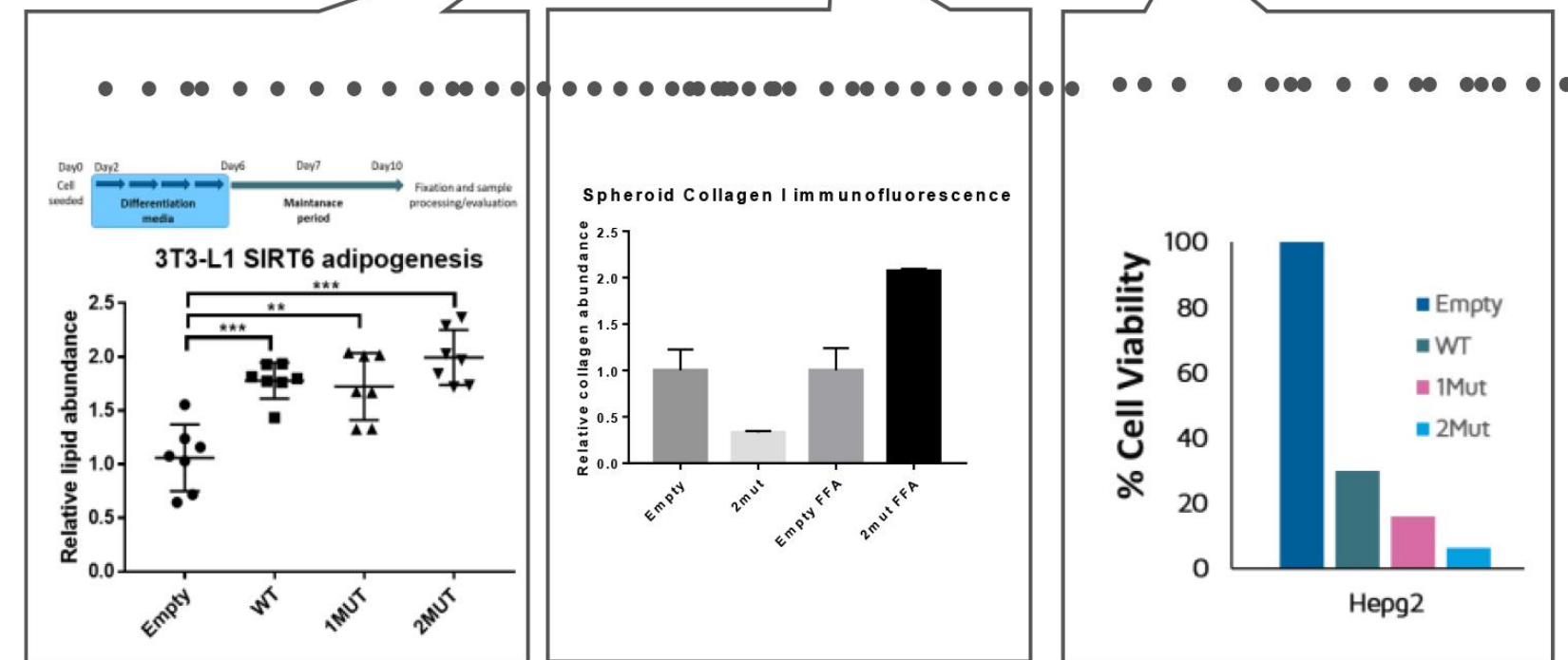
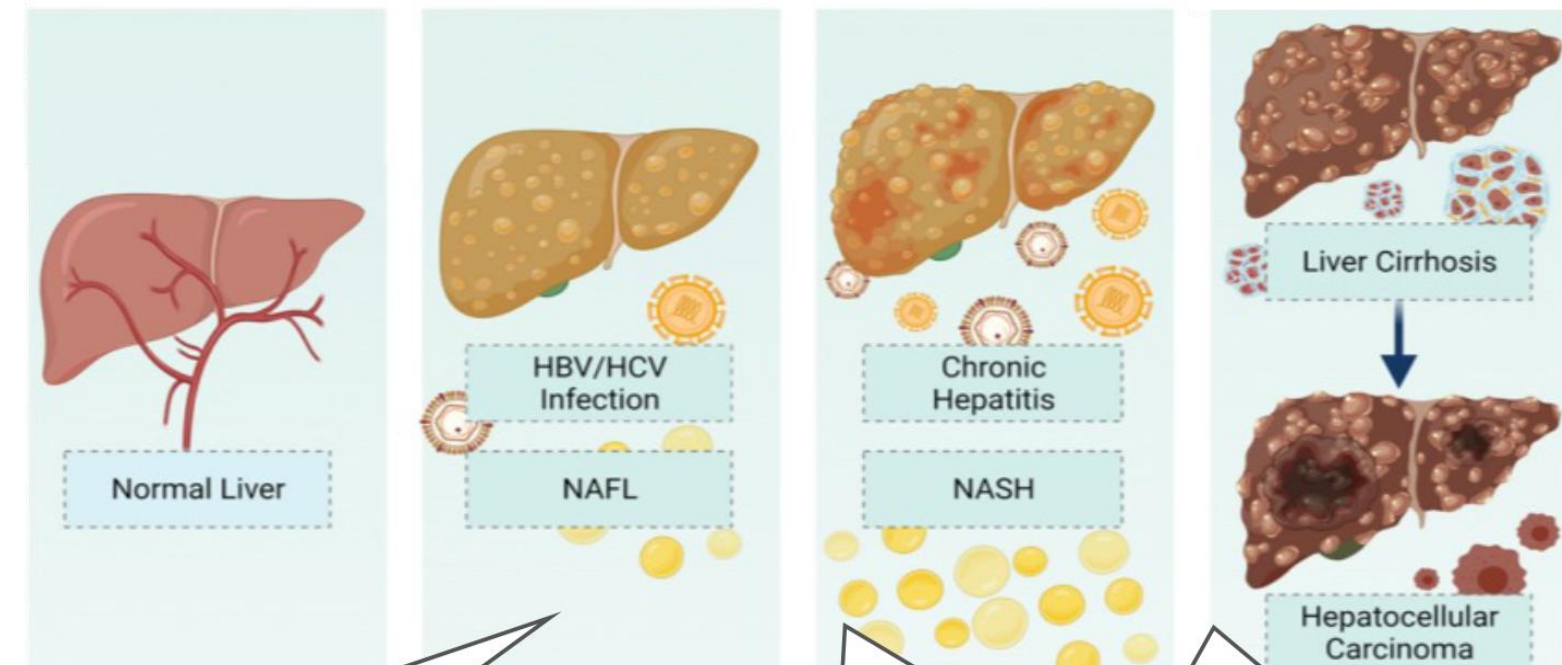
Clear regulatory accelerated development pathway

Liver-targeted mRNA/LNP delivery

Multi-pathway disease modification

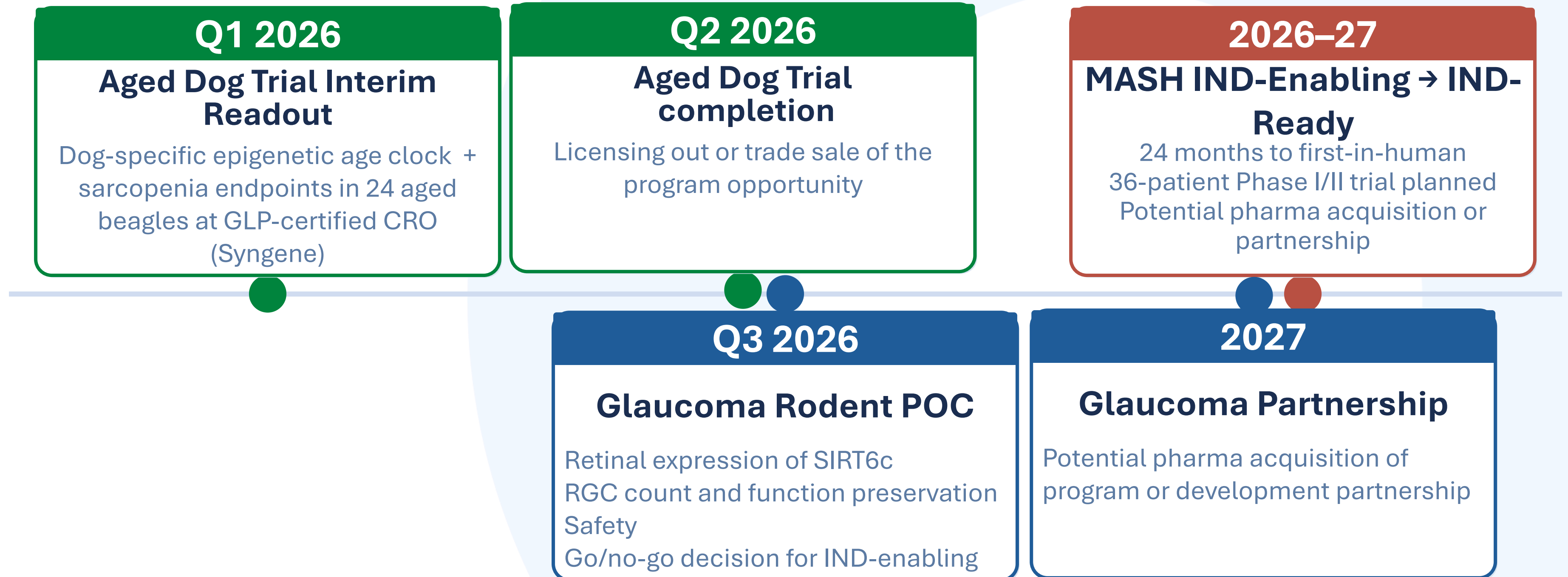
SIRT6cent Validated Benefits

- Enhanced DNA repair capacity and genomic stability
- Anti-fibrotic effects: reduced Col1A1 deposition and hepatocyte stiffness
- Anti-inflammatory: downregulation of IL-1 β and IL-6
- HCC prevention: modulation of ECM-related genes, reduced invasiveness



VALUE INFLECTION POINTS TIMELINE

Upcoming catalysts expected to drive significant value creation in 2026–27



Large & Expanding Market

- Advanced MASH: High unmet needs, rising prevalence
- Dog anti-aging and sarcopenia indications
- Ophthalmology: 80M people with glaucoma worldwide
- Human Sarcopenia program

Growing IP Portfolio

- Two proprietary patent families: SIRT6c & gene delivery
- Both patent families entering National Phase in 5 geographies including EU and USA
- Additional patent applications in preparation
- Long patent life protecting competitive position

mRNA / LNP Delivery Platform

- LNPs delivering SIRT6c mRNA to liver & retina
- AI partnership with Heureka Labs (Duke) for genomics
- Two new grants awarded in 2024 expanding research pipeline
- Scalable, cost-effective manufacturing pathway

Near-Term Clinical Catalysts

- GF-1004: Aged dog trial completion Q2 2026 (Syngene CRO)
- GF-1006: Glaucoma rodent POC Q2 2026 with CRO partner IRIS Pharma
- GF-1002: IND-enabling phase; 24 months to first-in-human
- Partnerships with animal health company

THANK YOU

Contacts

CEO, GENFLOW BIOSCIENCES

Dr. Eric Leire: +32 477 495 881

HARBOR ACCESS INVESTOR RELATIONS

Jonathan Paterson : +1 475 477 9401

GENFLOW BIOSCIENCES SRL

Biopark Gosselies

Clement Ader 10

6041 Gosselies, Belgium

GENFLOW BIOSCIENCES Plc

6 Heddon Street

London W1B 4BT UK

GENFLOW BIOSCIENCES INC.

Harvard Square

18 Brattle Street, Suite 400

Cambridge, MA 02138, US

LSE: **GENF** - OTCQB: **GENFF**

